



Full Steam Ahead

by Urban Essence Designs



Quilt size: 55" x 66½" (1.40m x 1.69m)












Skill Level: Intermediate

Anvil Magic Quilt

Designed by Sharyn Craig

www.cozyquilt.com

Anvil Magic Quilt Ordering Guide

SKU	Yards	Meters	6 Kits	12 Kits
 3925-95	1/4 yds	0.23m	1 bolt	1 bolt
 3926-33	1/4 yds	0.23m	1 bolt	1 bolt
 3928-90	1/4 yds	0.23m	1 bolt	1 bolt
 3930-99	1/4 yds	0.23m	1 bolt	1 bolt
 3933-44	1/4 yds	0.23m	1 bolt	1 bolt
 3935-90	1 1/8 yds	1.03m	1 bolt	1 bolt
 3938-95	1/4 yds	0.23m	1 bolt	1 bolt
 3940-99*	3/4 yds	0.69m	1 bolt	1 bolt
 3941-90	3/4 yds	0.69m	1 bolt	1 bolt
 1178-79 (10-yard bolt)	1/4 yds	0.23m	1 bolt	1 bolt
 2311-41	2 yds	1.83m	1 bolt	2 bolts
Backing Fabric Option				
3932-41	4 1/4 yds	3.89m	2 bolts	4 bolts
* Indicates binding fabric. FQ = 18" x 22" (0.45m x 0.55m) All fabric quantities are based on 15yd bolts unless otherwise indicated.				



3925-95
Gears on Doors
Charcoal



3926-33
Flowers & Bees
Copper



3928-90
Gears
Gray




3930-99
Tools
Black




3933-44
Nuts & Bolts
Brass



3935-90
Bike Chains
Gray




3938-95
Chains, Keys and Locks
Gray



3940-99*
Lattice
Black



3941-90
Silhouettes
Lt. Gray



1178-79
Chameleon
Slate



2311-41
Verona
Parchment